

ATLAS FOOT SWITCH



The LINEMASTER® Atlas foot switch is a great option whether you are a domestic O.E.M. seeking to expand your export business or an overseas manufacturer looking for world-class quality. This Heavy Duty

foot switch was designed for the most demanding industrial and commercial applications and environments. The Atlas takes the weight of the world off your shoulders by delivering reliable performance plus legendary durability. Its snap

action with forced disconnect (positive break) on NC contacts meets European as well as U.S. standards. A side entry design was developed to support multi-pedal requests. Only from LINEMASTER® - American made innovation at work.

LINEMASTER Switch Corporation
Tel (860) 974-1000

29 Plaine Hill Road, P.O. Box 238

Woodstock, Connecticut 06281-0238 USA
Fax (800) 974-FOOT(3668)

www.linemaster.com/ds/atlas/

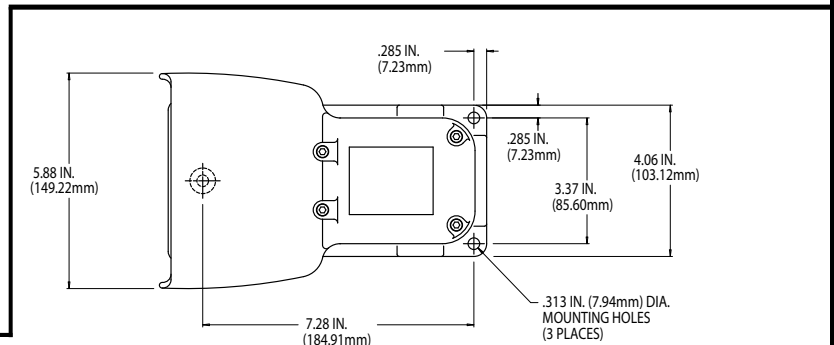
ATLAS Foot Switches

Take on the World



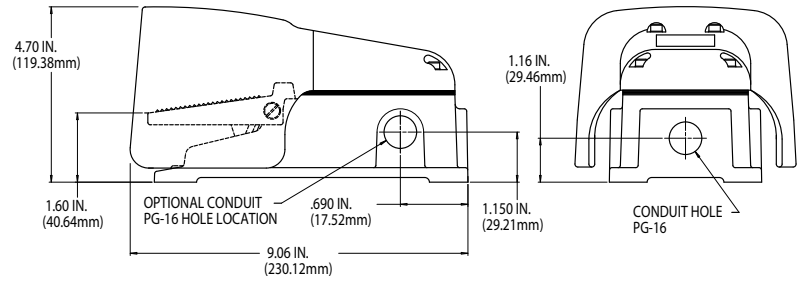
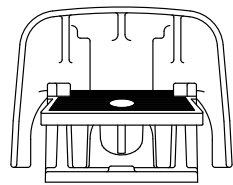
FEATURES:

- Snap Action - SPDT and DPDT with forced disconnect (positive break) on NC contacts.
- Slow Action mechanism with forced disconnect on the NC contacts. Available as SPDT make before break or break before make.
- Direct PLC interface compatible (two-circuit bifurcated contact single-pole versions)
- Galvanically isolated bifurcated contacts - NO and NC circuits can be wired to different loads and polarities.
- Oversized "O" and "OX" shield models accept oversized safety shoes and metatarsal foot guards. The "OX" shield has an additional 3/4" (19.1 mm) opening height as compared to the "O" shield.
- Rugged cast aluminum housing painted Alert Orange.
- Larger foot pedal for more positive control.
- Single PG 16 threaded conduit entry is standard. U.S. and other international conduit sizes and side entry for twin or triple interconnect available by special order.
- 3 holes provided for rigid mounting to the floor or equipment.



Full Shield Dimension Sheet shown for reference. Height with "O" shield, "OX" shield, and No shield are as follows:

"O" Shield Height = 5.37 in.
 "OX" Shield Height = 6.12 in.
 No Shield Height = 3.50 in.
 (Each Switch approx. 5 lbs.)



SPECIFICATIONS

Agency Approvals	EN 60529 Degree of Protection	Full Shield	"O" Shield	"OX" Shield	Without Guard	Circuit	Electrical Ratings
	IP68	936-SWH	936-SWHO	936-SWHOX	936-SWN	SPDT-SNAP Action	A300, Q300: Ith = 10A (AC) Ith = 2.5A (DC)
	IP68	936-SWHC4 ¹	936-SWHOC4 ¹	936-SWHOXC4 ¹	936-SWNC4 ¹	SPDT-SNAP Action	AC15: Ue = 240V; Ie = 3A Ue = 120V; Ie = 6A
	IP68	936-SWHBM	936-SWHOBM	936-SWHOXBM	936-SWNBMB	SPDT-SLOW Action BBM ²	DC13: Ue = 250V; Ie = 0.27A Ue = 120V; Ie = 0.55A
	IP68	936-SWHMB	936-SWHOMB	936-SWHOXMB	936-SWNMB	SPDT-SLOW Action MBB ³	Ue = 24V; Ie = 2.5A
	IP68	937-SWH	937-SWHO	937-SWHOX	937-SWN	DPDT-SNAP Action	

¹Single 3/4" - N.P.T. Conduit Entry

²Break Before Make

³Make Before Break